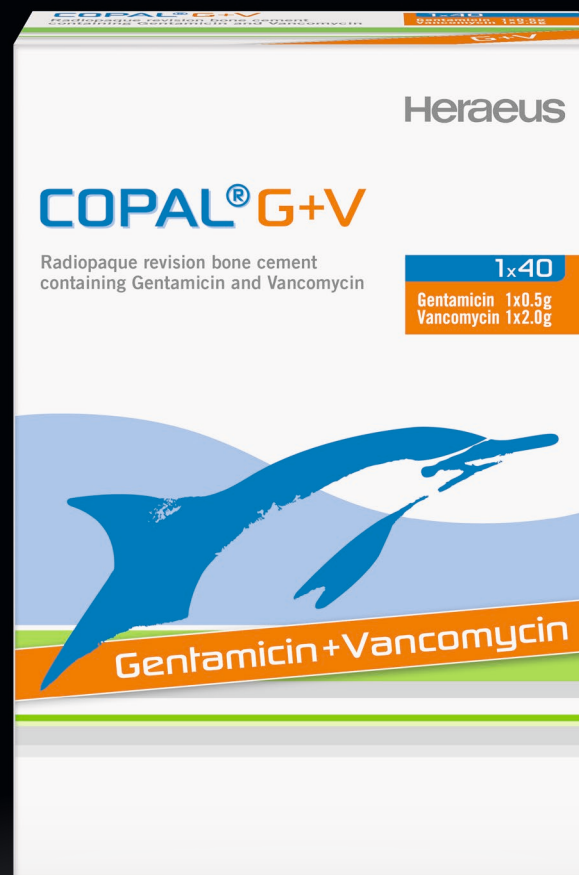


COPAL® G+V

Reducing Periprosthetic Joint Infections



COPAL® G+V – SUCCESSFUL AGAINST INFECTION

Active against most PJI causing pathogens due to the dual antibiotic combination

Periprosthetic joint infections (PJI) are a common cause of revision surgery. The use of high-dose dual antibiotic loaded bone cement plays an important role in an effective preventive antibiotic concept following surgical debridement as it provides high local antibiotic concentrations.

COPAL® G+V is a high-viscosity bone cement for anchoring prosthetic implants in the case of septic revision surgery in procedures with proven vancomycin-sensitive MRSA/MRSE*. It contains the antibiotics gentamicin and vancomycin for the prevention of infection. This combination of antibiotics specifically targets vancomycin-sensitive MRSA/MRSE.

COPAL® G+V SPECTRUM OF PATHOGENS **

	Gentamicin	Vancomycin
Coagulase-positive staphylococci (CoPS) (GRAM +)		
Staphylococcus aureus (MSSA)	✓	✓
Staphylococcus aureus (MRSA)		✓
Coagulase-negative staphylococci (CoNS) (GRAM +)		
Staphylococcus epidermidis (MSSE)	✓	✓
Staphylococcus epidermidis (MRSE)		✓
Streptococcus spp. (GRAM +)		
Streptococcus pneumoniae		✓
Streptococcus pyogenes		✓
Streptococcus agalactiae		✓
Enterococcus spp. (GRAM +)		
Enterococcus faecalis	✓	✓
Enterococcus faecium	✓	✓
Enterococcus spp. (VRE)	✓	
Enterobacteriaceae spp. (GRAM –)		
Escherichia coli	✓	
Enterobacter spp.	✓	
Klebsiella spp.	✓	
Proteus mirabilis	✓	
Serratia spp.	✓	
Other (GRAM –)		
Pseudomonas aeruginosa	✓	
Anaerobic bacteria (GRAM +)		
Clostridium difficile		✓
Clostridium perfringens		✓
Cutibacterium acnes		

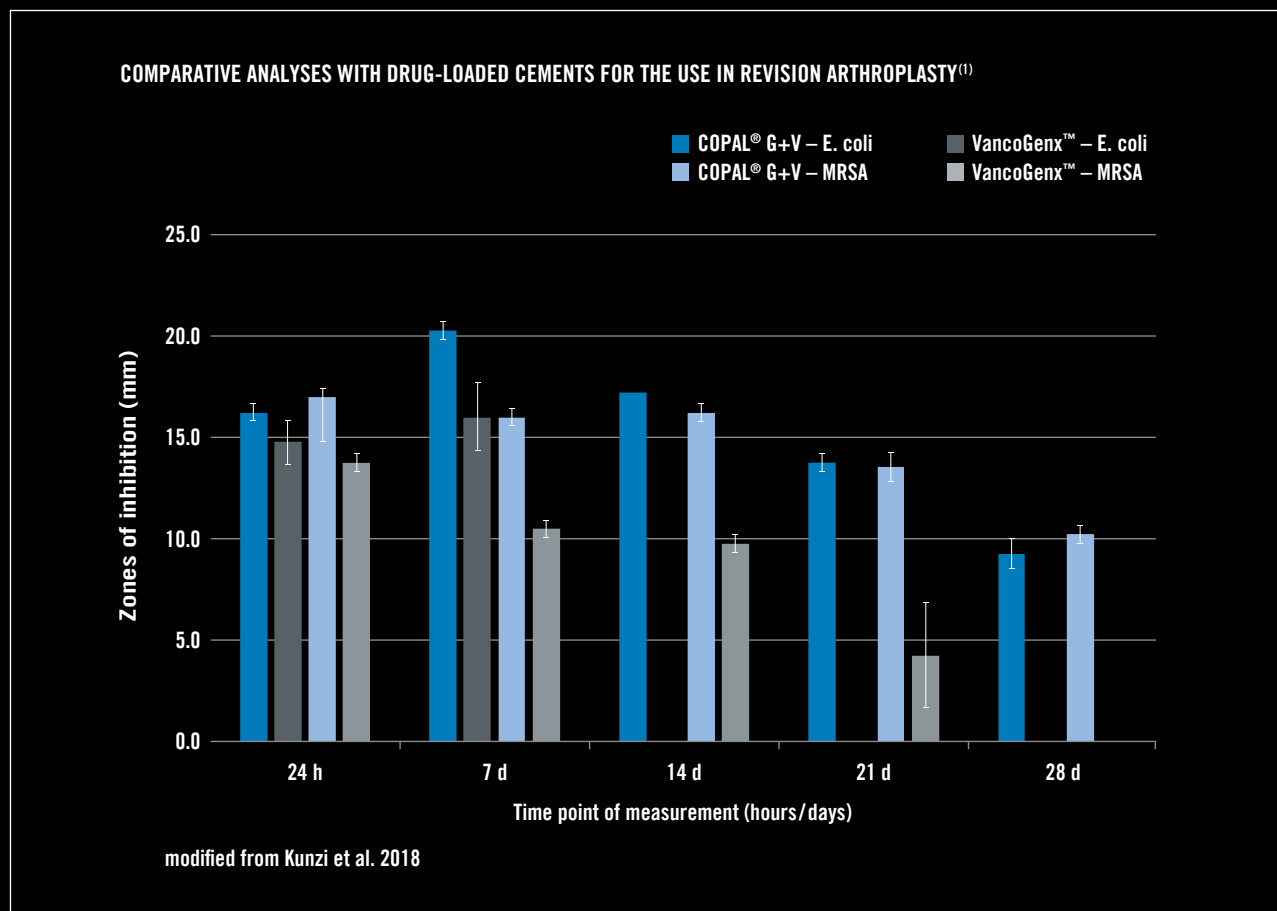
* methicillin-resistant staphylococcus aureus / methicillin-resistant staphylococcus epidermidis

** please check the antibiogram

LOCAL ANTIBIOTICS IN REVISION SURGERY

Importance of an effective antibiotic combination

COPAL® G+V OFFERS HIGH INITIAL ANTIBIOTIC RELEASE UP TO 28 DAYS.



“In order to avoid re-colonisation the choice of the bone cement should be made in a considered way.”¹


– JC Kunzi –

(1) Kunzi et al. Medical University of Graz and Charité Universitätsmedizin Berlin. 11th Endoprothetikkongress Berlin (22.–24. February 2018) poster (P48).

COPAL® G+V – SUCCESSFUL AGAINST INFECTION

ADVANTAGES AT A GLANCE

- Broad spectrum of activity due to the use of two antibiotics
- Effective against vancomycin-sensitive MRSA/MRSE among others
- For permanent anchoring of implants
- Contains 0.5g of gentamicin and 2g of vancomycin



COPAL®	Description	Contents	REF
COPAL® G+V	High-viscosity radiopaque bone cement with gentamicin and vancomycin	1 x 40	66038973

Simply order from Heraeus.

www.heraeus-medical.com